

Session 4:


OA Scoutreach Mentoring An Arrowman's Introduction

Conclave Training Initiative

C

T

I



2003 - 2007

Resource Materials

Read This First!

Congratulations and thank you for volunteering to serve as a Conclave Training Initiative trainer at your section conclave. You are one of nearly fifty trainers from around the country who will be delivering a CTI session to participants at section conclaves this year.

The purpose of the Conclave Training Initiative is to provide at least one training session each year for section conclaves to use to augment their own conclave training. It was created based on a goal from the 2003-2007 OA Strategic Plan calling for “...an *initiative to enhance learning opportunities at section conclaves*”.

Each year, the national OA committee will provide a syllabus and training support material that will be distributed to each section chief at the December national planning meeting. This process provides training support to our sections and also serves as a vehicle to deliver consistent messages on specific training topics across the nation.

Included in this packet is the material you will need to prepare and deliver this year’s session*:

- Implementation Instructions
- Session Syllabus
- Sample Participant Evaluation Form
- Sample Participant Handout(s)
- CTI Marketing Plan

Please take the time to review the contents of this package. Your role as a Conclave Training Initiative trainer is critical to help ensure that your section conclave has outstanding training.

Finally, the Conclave Training Initiative is a long-term program that will continue to be developed and enhanced over time. If you have comments regarding the Conclave Training Initiative or suggestions for future topics, please contact your section chief or adviser.

Thanks again and good luck!

*** All CTI Sessions have accompanying PowerPoint presentations as well as PDF versions of the syllabus and all other reference material. This data can be accessed from the Official National Order of the Arrow Web Site: <http://www.oa-bsa.org/>**



This worksheet provides an inventory and explanation of resources, a backdating schedule and suggested instructions for the implementation of a successful **CTI Session 4 – OA Scoutreach Mentoring** session at your next section conclave. Use this worksheet to help with your planning activities.

Resource Contents (at the Official Order of the Arrow Web Site: <http://www.oa-bsa.org/>):

- ❑ **Session Syllabus:** Contains Session narrative, recommendations for flipcharts (if not using PowerPoint), frequently asked questions and an appendix.
- ❑ **Participant Handout:** *OA Scoutreach Mentoring*. This is a one-page handout reviewing ideas to implement a successful program in your chapter/lodge. It is to be distributed to all session participants.
- ❑ **Participant Evaluation:** This is a one-page handout to be distributed to at least three Arrowmen at the conclusion of your session. Completed evaluations are to be reviewed for feedback.
- ❑ **PowerPoint Presentation:** (*CTI Session 4 OA Scoutreach – Presentation.ppt*). This is optional to use if you have access to a computer and projector. An alternative is to make transparencies of slides prior to the conclave if you will have access to an overhead projector.
- ❑ **Scoutreach Mentoring DVD:** (DVD or online at the Official Order of the Arrow Web Site). This optional video is available for use in DVD format or via a video file from the website. Every lodge and section should have a copy of this DVD that can be used for purposes of this presentation. If not, utilize the version of the video available on line.

Backdating Calendar

TASK		DAYS FROM TARGET	COMMENTS
1	Review syllabus	-60	
2	Review support materials	-60	
3	Choose audio/visual delivery method	-60	
4	Recruit Training Assistant	-30	
5	Copies of participant handouts	-7	Enough for one per participant
6	Copies of participant evaluation	-7	At least three
7	Prepare Audio/Visual materials	-7	
8	Practice and time your session	-7	
9	Conduct Training Session	0	
11	Review Evaluations	+7	



Conclave Training Initiative Marketing Plan

How to Market

The promotion of Conclave Training Initiative sessions should be consistent with any promotion that occurs for conclave training. Some successful methods of training promotion:

- **Conclave Training Summary/Booklet.** This publication is often part of a conclave booklet/schedule provided to participants. Conclave participants should receive a summary of training sessions with accurate descriptions so they can choose topics that are relevant and interesting to them.
- **Training Show/Training Skit.** Many sections use portions of Friday evening conclave show or assembly to promote and encourage training.
- **On-Site Newsletter.** If you section provides an on-site newsletter at the conclave, be sure to announce any training updates and/or schedule changes.
- **Table Tents.** Table tents are 'fliers' that are often found on each table in the dining area of the conclave. Table tents might have conclave announcements or can be utilized to promote aspects of the conclave (especially training). It gives participants something to read during the meal and can serve as a focal point of discussion.

Description of Sessions

Listed below is an example 'description' for each training session topic for inclusion with conclave training documentation provided to conclave participants.

2003-2007 OA Strategic Plan - "A Legacy of Servant Leadership"

This session provides participants the opportunity to learn about the 2003-2007 OA Strategic Plan, the importance of the lodge's annual plan and the role that Arrowmen play to help the lodge achieve its annual goals as they relate to the strategic plan.

Brotherhood Conversion – Understanding and Meeting Quality Lodge Requirements

This session provides a background of the Brotherhood honor, why Brotherhood conversion is important and methods to improve Brotherhood conversion. This session is ideal for ALL arrowmen, regardless of honor.

OA Troop/Team Representative – A Guide to Effective Local Program

This session provides an overview of the OA Troop/Team Representative Program, a discussion of the challenges that chapters and lodges face in implementing this program and ideas to build a successful program in the chapter and/or lodge. This session is ideal for OA Troop/Team representatives, chairman of OA Troop/Team representative committees, advisers and anyone interested in the program.

**CONCLAVE TRAINING INITIATIVE
MARKETING PLAN**



**ORDER OF THE ARROW
BOY SCOUTS OF AMERICA**

OA Scoutreach Mentoring – An Arrowman’s Introduction

This session introduces Scoutreach and the OA Scoutreach Mentoring. This session will benefit any Arrowman who is interested in learning more about the role that the Order of the Arrow plays in Scoutreach.

The OA and Cub Scouting – The Order of the Arrow’s Role

This session discusses the Cub Scout program, introduces participants to the importance of supporting Cub Scouting and suggests ways that chapters and lodges can support Cub Scouting in their local councils. This session is ideal for Arrowmen interested in Cub Scouting and the role that the OA can play.

4

OA Scoutreach Mentoring

An Arrowman's Introduction

Session Length: 45-50 Minutes

Learning Objectives:

At the end of this session, participants will:

- Define the purpose of the BSA's Scoutreach Division
- Understand the Order's Role in Scoutreach through Mentoring
- Be familiar with OA Scoutreach Mentoring program and recognition
- Commit to promotion or participation in the OA Scoutreach Mentoring program

Materials Needed:

- Flipchart w/easel
- Markers
- OA Scoutreach Mentoring DVD (optional)
- DVD Player and/or Computer w/projection machine (optional)
- Small prizes for participation (optional)
- Handouts, evaluation forms and summary evaluation



TRAINER PREPARATION

Type of Trainer

This session was designed to provide conclave participants with background and information on Scoutreach and the Order of the Arrow Scoutreach Mentoring program. The trainer for this session ideally will have served as an OA Scoutreach mentor or will be an individual familiar with the program. The trainer should also be highly energetic, enthusiastic and leverage his past training experiences in order to create enthusiasm among the participants.

Audience

It is anticipated that the audience for this session will consist of your typical conclave participant: youth and adult members who are not necessarily chapter or lodge officers. This session is designed to introduce the OA Scoutreach Mentoring program and discuss ways that Arrowmen can either promote or participate in the OA Scoutreach Mentoring program in their lodge.

Follow the Syllabus

The syllabus has been written to provide maximum delivery flexibility for trainers but care should be taken to follow the contents of the syllabus in order to ensure consistency. It is understood that delivery methods will vary based on the training venues available at each individual conclave site.

Use of Resource Materials

The authors of this session have provided varied resources to enhance the presentation. Constraints in conclave facilities are recognized and so a number of the resources available may not be able to be used at a given site (e.g. a PowerPoint presentation in an outdoor training venue). Each presentation should strive to utilize provided resources and at a minimum use a flip chart with easel. Flip charts should be pre-prepared based on samples provided with the resource materials.

A good trainer understands that PowerPoint presentations can be a very powerful and effective tool to use during a training session. However, trainers should remember that PowerPoint presentations are meant to complement prepared training and not be the crux of the session. Slides are meant to emphasize and illustrate points - care should be taken to not read directly or verbatim from PowerPoint slides.

Physical Arrangements

Physical arrangements and set up of the training room or location are at the discretion of the session trainer. The session will consist of some lecture and group discussion. Effort should be made to ensure that participants have a place to take notes (e.g. desks or tables) even in outdoor venues.

Evaluation Process

Each trainer should provide all participants the opportunity to complete an evaluation form. However, a minimum of three (mix of youth and adult) per session should be completed. The forms should be given to the individuals at the conclusion of the session. Participant evaluation forms should be collected and reviewed by the trainer and conclave training staff. Evaluations are meant purely to provide immediate feedback to the trainer.

Trainer Checklist – prior to the conclave

- Study this syllabus
- Review support materials provided
- Choose Audio/Visual delivery method and prepare accordingly
- Recruit a training assistant
- Prepare copies of the *OA Scoutreach Mentoring Reference Guide Handout* (enough for one per participant)
- Prepare copies of *Participant Evaluation* (three per session)

Trainer Checklist – after the conclave

- Review evaluations from all presentations
- Provide any suggestions or recommendations for changes to the section adviser and/or individuals responsible for conclave training

SESSION NARRATIVE

Introduction

2 Minutes

Begin PowerPoint/Flipchart Presentation	Slide1/Page1
---	--------------

Trainer Tip: The session trainer should introduce himself and the topic. He should provide information on his Order of the Arrow experience, what lodge and city he is from and any other relevant items of interest. Although this session narrative is written in the first person, trainers should not read directly from the syllabus and work to develop their own style of delivery while maintaining the integrity of the content.

Do you remember your first troop campout? For some of you, it may have been a long time ago! However, as honor campers, I'm sure most of us can look back with fond memories of our first Scout camping experiences: learning how to properly pitch a tent, the importance of protecting yourself from the elements, outdoor cooking, etc.

I'm sure the vast majority of us benefited from having trained and experienced older Scouts in our patrols and troops. We've all taught those same skills to younger Scouts and they, in turn, pass that knowledge to Scouts who come after them. Learning camping skills in a proper manner with mentors and older Scouts to look up to made those trips great adventures and made all of us the honor campers that we are today.

Now imagine if there weren't any experienced older Scouts or leaders on your first camping trip: no one to show you how to properly pitch that tent or start a fire for cooking. No one there to mentor you and to support you with the know-how needed to make camping and the outdoors enjoyable. What kind of Scouting experience would you have had?

What is Scoutreach?

10 Minutes

Slide	2
Page	2

The Scoutreach Division gives leadership and emphasis to urban and rural Scouting programs. Scoutreach is the BSA's commitment to making sure that all young people have an opportunity to join Scouting, regardless of their circumstances, neighborhood or ethnic background. Scoutreach's biggest asset in urban and rural neighborhoods is a well-defined program based on values, learning-by-doing, fun and positive role modes.

Basically, Scoutreach works to bring Scouting to areas of the country where young people have traditionally not had the opportunity to participate. These are primarily urban areas and rural areas where a strong infrastructure may not exist to support units.

What does it take to support units? That's a good question. Let's take a moment to talk about what makes a strong troop. Think of your own troop or other troops that you are familiar with. What makes it successful? (*seek answers*)

- **Strong Sponsoring Organization**
Every troop is sponsored by some organization that accepts responsibility for organizing a unit. Sponsoring organizations are generally schools, churches or other community groups. They are responsible for selecting leadership and providing a location for the troop to meet on a regular basis
- **Capable Adult Leadership**
Few will argue that a successful unit needs strong adult leadership consisting of several individuals who have a Scouting background or have been trained. These adult volunteers are the foundation of any Scout troop.
- **Engaged Troop Committee**
In many instances, a Scout will not be aware of the role or purpose of the troop committee but the most successful units will have troop committees consisting of unit leadership and/or parents who help with the administrative aspects of operating the troop and participate in building a strong program.
- **Financial Resources**
Operating a troop does require financial resources in order to pay for equipment, program materials and fees for activities. This is a primary responsibility of the troop committee.
- **Advancement/Program**
Obviously, a great troop emphasizes advancement and builds a program in support of the advancement of all Scouts. A successful troop will have active and informative troop meetings, short-term camping and hiking opportunities and will participate in long-term camping experiences.

These points are all important aspects and they represent the infrastructure required to make a troop successful. As you might imagine, it can be challenging to make these points a reality in many rural or urban areas. It may be difficult to find someone who has the qualifications to be a Scoutmaster or an organization willing to sponsor a troop in an area that traditionally has not had Scouting programs in the past.

That's where Scoutreach comes in. Scoutreach is committed to bringing Scouting where it currently doesn't exist and has developed a number of strategies to accomplish this task - some of which are listed below:

- **Create awareness of Scoutreach.** In order for Scoutreach to be effective, there must be a strong awareness of the program within the overall Scouting program and local communities.
- **Develop strategic support to ensure that emphasis is funded and pursued in the long term.** In other words, working to ensure that the infrastructure exists for a troop to grow over several years.
- **Develop strategic partnerships with potential chartered organizations in the community.** Identifying organizations in urban and rural areas that could sponsor units
- **Develop stable units.** Scoutreach's success can not be measured by how many new units are created in rural and urban areas, but more so by how many of these new units exist and provide a quality Scouting program over a period of several years.

Slide

3

Page

3

Now that we know a little about Scoutreach, its purpose and a part of their strategy, let's talk about where the Order of the Arrow fits.

What is the Order's Role?

5 Minutes

Slide 4
Page 4

In 2003, the Order of the Arrow introduced its second Strategic Plan. In this plan, the Order of the Arrow committed itself to:

*“Actively support council efforts to improve and extend Scouting through **Scoutreach** and related programs.”*

*** 2003-2007 OA Strategic Plan
“A Legacy of Servant Leadership”**

The Order of the Arrow is committed to actively supporting Scoutreach programs in local councils in order to extend Scouting. As the Order of the Arrow worked to determine what role they should play in Scoutreach, the answer seemed simple and straightforward.

You'll recall that we talked about a number of qualities of a strong troop and one of the greatest challenges for Scoutreach units is finding qualified Scouts and Scouters to provide a strong outdoor and advancement program.

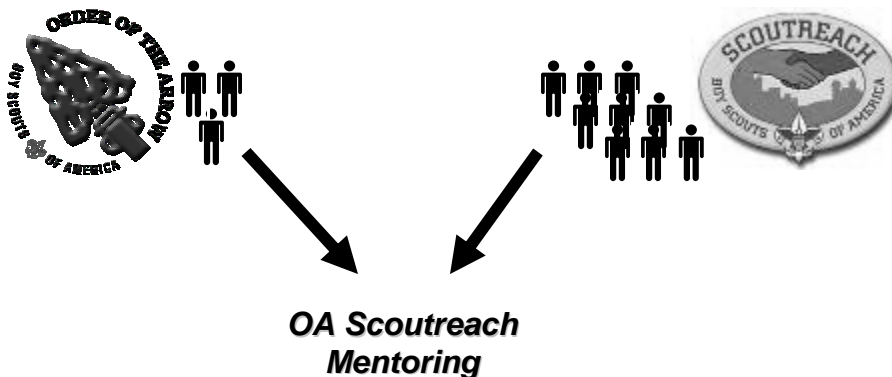
Slide 5
Page 5

Well, since the Order of the Arrow consists of honor Scouts with strong camping and outdoor skills, it seemed a natural fit - in relation to Scoutreach, what the Order of the Arrow can provide is assistance in the area of advancement and program.

Therefore, the purpose of OA Scoutreach mentoring is to **identify and assist urban and rural Scout troops whose camping and advancement programs are below standard.**

Essentially, the Order of the Arrow **matches** interested Arrowmen with strong camping and outdoor skills with Scoutreach units that need assistance with advancement and are willing to have members of the Order of the Arrow participate.

Slide 6



Trainer Tip: At this point, you as a trainer have two options: play the OA Scoutreach Mentoring Video or conduct the 'Mentoring' Activity. The OA Scoutreach Mentoring Video is a nine minute fifty two second segment that provides an overview of the OA Scoutreach Mentoring program. The DVD was distributed to all councils in February, 2005, and a version is also available on line from the national OA website. You may also want to check with your section leadership who should also have a copy. If you are performing this training session at a conclave site that may not be conducive to video or if you lack equipment or the actual DVD, then perform the 'Mentoring' Activity.

Play Video 1

"OA Scoutreach Mentoring Program" 9:52

Mentoring Activity (Optional – in lieu of video)**10 Minutes**

What is a mentor? What are the qualities of a great mentor? Who are some examples of great mentors?

What I'd like to do right now is split everyone into three groups. We're going to take the time to explore these questions.

Trainer Tip: Divide the participants into three groups. You can use any method (count off, divide the class in thirds) but you should ensure there is a good mix of youth and adults from different lodges in each group. Give each group a flip chart page and marker so they can record the answers to their brainstorm.

The first group will answer our first question: "*What is a Mentor?*" The second group will consider "*What are the qualities of a great mentor?*" The final group will develop a list of great mentors they may know or mentors from history.

You'll have approximately five minutes to brainstorm and come up with the best answer to your questions. Go ahead and get started.

Trainer Tip: During discussions, walk around and observe the groups. Provide help or suggestions to keep the conversation flowing. The objective of this exercise is to reconfirm in people's mind what a mentor is and the qualities that he/she should have.

Ok, time is up. I'd like each group to choose a spokesperson to review their group's list of answers.

Trainer Tip: Give each group's spokesperson a few minutes to review their answers with the entire group of participants. Provide feedback and encouragement. Some possible answers you may want to point to/consider:

Group #1 – What is a mentor?:

- Mentor “*wise man (a wise and trusted guide and advisor)*”
- A person to look up to
- A person to ask questions of

Group #2 – What are the qualities of a great mentor:

- Knowledge
- Patience
- Understanding
- Sincerity

Group #3 – Examples of great mentors:

- Parents
- Scoutmaster
- Senior Patrol Leader
- Lodge Adviser
- Past lodge officer
- Sports coach
- Teacher

Now that we have an idea of what a mentor is, let's take a closer look into OA Scoutreach Mentoring.

The Lodge's Role:

5 Minutes

As we discussed, OA Scoutreach Mentoring is really a **match** of qualified youth or adult Arrowmen to Scout troops in need of assistance. It does not require a huge infrastructure to operate at the lodge level and even small lodges can have an effective OA Scoutreach Mentoring program.

The lodge service committee or a specific OA Scoutreach Mentoring committee is responsible for administering the program. It should be chaired by a youth Arrowman appointed by the lodge chief and an adviser appointed by the lodge adviser. The following is a brief list of the typical responsibilities of the committee:

- **Identify urban and rural troops whose advancement and camping programs need help** – the committee should turn to the council, district commissioner staffs, the council's Scoutreach committee and Scoutreach professional for assistance in identifying these units.
- **Develop a master profile of troops that might benefit from the program** – a current and effective database should be created to track the troops that would benefit from OA Scoutreach Mentoring. These units do not necessarily have to

Slide
7

Page
6

be Scoutreach units. Any troop in the council can benefit if they lack the skills to build effective camping program and advancement.

- **Recruit and Develop a master profile of interested Arrowmen** – the committee should also have a database/roster of interested and qualified Arrowmen who would be willing to participate in the program. Recruitment for OA Scoutreach mentors is a year-round and ongoing process. Both youth and adult resources should be recruited.
- **Match units with OA Scoutreach Mentors** – the committee should take the time to understand a unit’s needs before matching mentors to units. Some units may require assistance from more than one Arrowman. It is suggested that several youth and adult Arrowmen be assigned to a unit if possible.
- **Evaluate Progress and Recognize Mentors** – a key responsibility of the committee is to evaluate the progress of the mentor as well as the unit. The committee should facilitate meetings between the unit leaders, unit commissioner and mentor(s) to evaluate the mentor and review accomplishments. As appropriate, the committee should provide suitable recognition.

Should every lodge have an OA Scoutreach Mentoring program in place? The answer is ‘Yes’. A scenario may occur where there are no Scoutreach units that ask for or require assistance. However, it is every lodge’s responsibility to have the infrastructure in place to match interested Arrowmen with Scoutreach units should the need ever arise.

Slide 8
Page 7

Optional requirement 17 of the Quality Lodge Petition states:

“The lodge created a plan to serve the OA Scoutreach Mentoring Program. The plan was approved by the Scout executive or the council Scoutreach committee and was included in the lodge annual report.”

Keep in mind that every lodge should at least have a plan to serve the OA Scoutreach Mentoring program even if there are no interested units in place ready to receive assistance from mentors!

We will discuss the role of the mentor as well as recognition next.

The Mentor’s Responsibilities

3 Minutes

A critical component to the OA Scoutreach Mentoring program is the recruitment of interested and qualified Arrowmen.

An interested Arrowman is required to complete an application for review by the lodge committee responsible for administering the OA Scoutreach Mentoring program. The application asks for basic information about the Arrowman: his OA and Scouting background to ensure that he has the basic skills required to serve as a mentor.

The application can be found on the web at <http://main.oa-bsa.org/programs/scoutreach/OASRwwApplication.pdf> and should be downloaded and reproduced as necessary.

Slide 9
Page 8



Order of the Arrow Scoutreach Mentoring Application

I hereby submit my application for consideration as an Order of the Arrow Scoutreach Mentor. I am a registered member of the Boy Scouts of America and in good standing with my lodge.

Please check one: Scout Adult

Name:	Scout Rank
Address	Ordeal
City/State/Zip	Brotherhood
Telephone No.	Vigil Honor
Fax No.	Founder's Award
Email address	OA DSA

Chapter	Lodge Name	Council Form/Number	Section	Region
---------	------------	---------------------	---------	--------

CAMPING AND LEADERSHIP EXPERIENCES

NOLS
 NOLS Staff
 Council JLT
 Council JLT Staff

Palms
 Palms Staff
 Summer Camp
 Summer Camp Staff

Woodbadge
 Woodbadge Staff
 Second OA Mentor Assignment
 Third OA Mentor Assignment

APPROVAL FOR OA MENTOR ASSIGNMENT

Lodge Chief	Lodge Adviser	District Executive
-------------	---------------	--------------------

ASSIGNMENT

Troop Number	Scoutmaster	Chartered Organization	District
--------------	-------------	------------------------	----------

AWARD APPROVAL:
We hereby certify that the above named Order of the Arrow member has successfully carried out the action plan as outlined in the completion phase of the Order of the Arrow Scoutreach Mentoring Program.


Scout executive _____ Date _____

Lodge Adviser _____ Date _____

In order to process the award, completed applications should be mailed to:

Frank Ramirez, Associate Director
Scoutreach Division – 5260
Boy Scout of America
1325 West Walnut Hill Lane
P.O. Box 552079
Irving, TX 75015-2679

Recognition patches and certificates will be mailed to the Scout executive.



2/06 Page 2 of 2

Trainer Tip: As an option, you may choose to download, print and reproduce a copy of the application to distribute to participants.

Assuming that the committee finds the applicant to have the skills necessary to be an effective mentor, the applicant will then be assigned to work with a specific unit. He should meet with the unit leader and unit commissioner to develop an *Action Plan*. This *Action Plan* will establish the objectives of the OA Scoutreach Mentoring program specific to the troop, define the duration of the mentoring relationship and establish success criteria.

The *Action Plan* will serve to ensure that both the OA mentor and unit leader have the same expectations as to the specific role the OA mentor is to take and also serves at the basis for formal evaluation.

Once the *Action Plan* is complete, the OA Scoutreach mentor(s) can now begin to assist the troop, providing positive role models to its membership and leadership as needed!

Evaluation and Recognition

3 Minutes

Upon successful completion of the *Action Plan*, mentors must evaluate their progress to determine if they met the objectives of their commitment. Assuming a mentor has the approval of the unit leader, lodge chief, lodge adviser, service committee chairman and district commissioner, he is eligible for formal recognition. Once the approval for

recognition has been granted, the Scout executive or other designated professional will forward applications to the national Scoutreach Division. The national Scoutreach Division will forward patches and certificates to the Scout executive for presentation.

Slide
10
Page
9

It is extremely important to recognize individuals in a public forum for their participation in the OA Scoutreach Mentoring program. First, recognition acknowledges the commitment of time and energy that the OA Scoutreach mentor has made to his adopted unit. Second, it provides a vehicle for increasing awareness of Scoutreach and the OA Scoutreach Mentoring program.

The Order of the Arrow Scoutreach Mentor Award consists of a colorful triangular patch and certificate. Mentors who successfully complete their first action plans and have received application approval are presented patches and certificates with a bronze border. Mentors completing action plans for a second time, with application approval, are presented patches and certificates with a silver border. Finally, mentors completing action plans and approved for a third time are presented patches and certificates with a gold border.

What Can I Do? – Personal Commitment

10 Minutes

Slide
11
Page
10

I think we can all agree that the OA Scoutreach Mentoring program is worthwhile and really drives the notion of service and servant leadership home. However, Arrowmen today are busy people and have a lot ‘on their plate’. What do you think are some methods for encouraging Arrowmen to participate in the OA Scoutreach Mentoring program?

Trainer Tip: Depending on time, you may want to turn this into a group activity. You can divide participants into three groups. The first group would consider “*What the lodge can do to encourage Arrowmen to participate?*” The second group would discuss “How can the lodge increase awareness of Scoutreach and the OA Scoutreach Mentoring program in their council?” and the third group would discuss ways to increase Scoutreach and OA Scoutreach Mentoring awareness in the council. If time doesn’t permit, you should take the time to review these three questions with the entire group and solicit feedback.

Distribute Handout “OA Scoutreach Mentoring Quick Reference Guide”

I’m distributing a handout now that serves as a reference guide for the OA Scoutreach Mentoring program. In the bottom corner of this handout is a section for you to complete a ‘personal commitment’. Please take the time to do so right now.

Slide
12
Page
11

Trainer Tip: Ask each participant to write down their ‘personal commitment’ on the handout. This commitment should describe what they will do to either increase OA Scoutreach Mentoring awareness, work to establish the program in their lodges or a commitment to actively recruit and/or participate as an OA Scoutreach mentor.

Conclusion/Question and Answers/Evaluation:

2 Minutes

At this time, I'd like to ask you to perform an evaluation of this session. The feedback you provide will help to improve this session and the session trainer. This session is being conducted at every conclave in the nation this year. With your feedback we can continue to provide quality sessions to help improve conclave training.

Distribute Handout to volunteers	"Session Evaluation"
----------------------------------	----------------------

Trainer Tip: You may want to provide a small recognition item for those individuals who volunteer to complete the participant evaluation (e.g. patch, small token of appreciation, etc.) Now is also a great opportunity to discuss any remaining open points or additional questions before closing the session.

Are there any additional questions or points? (*resolve any open questions or points*)

Slide 13
Page 12

We hope this session has helped to provide a simple, yet comprehensive overview of Scoutreach and OA Scoutreach Mentoring. Whether you decide to participate as an OA Scoutreach mentor or work to establish the program in your lodge, remember the words of Allowat Sakima...

"He alone is worthy to wear the Arrow who will continue faithfully to serve his fellowman."

Collect Session Evaluations from Participants	"Session Evaluation"
---	----------------------

APPENDIX: FREQUENTLY ASKED QUESTIONS

Is the OA Scoutreach Mentoring program only for Scoutreach troops?

The Order of the Arrow Scoutreach Mentoring program was created to help out any urban or rural troop who's camping and advancement programs need help. Just because a troop is not a Scoutreach unit does not disqualify them from having an OA Scoutreach mentor support their troop.

My Lodge doesn't have the OA Scoutreach Mentoring program in place yet. What can I do to help get it started?

Talk to your council's Scoutreach committee, Scoutreach professional or district committee, lodge chief, and lodge adviser to get their support and approval on starting the program in your council or district.

Next, organize a lodge service committee to implement the program. Recruit Arrowmen (youth and adults) from your district to be mentors. This can be done best when there is a high concentration of district or chapter members present, such as at district roundtable and other district or chapter events like camporees.

After you have recruited Arrowmen to serve as mentors, you should next work with the district commissioner to match mentors with eligible troops.

My Lodge already has the OA Scoutreach program up and running, but how can we make the mentoring program fit into the overall lodge program most effectively?

A great way to integrate the OA Scoutreach Mentoring program into the overall lodge program is to have the mentor serve as an Order of the Arrow representative until he can help facilitate the selection of an Arrowman to fill that role in the troop. After an Arrowman is selected to become the OA Troop/Team Representative, the troop mentor can help train the new representative as well as help him facilitate a link between the lodge and troop.

APPENDIX: SAMPLE FLIPCHART SUGGESTIONS

The following is a recommended list of flip chart pages that can be used for visual presentation.

OA Scoutreach Mentoring
An Arrowman's Introduction

Your Name

Page **1**

Scoutreach

The Scoutreach Division gives leadership and emphasis to urban and rural Scouting programs. Scoutreach is the BSA's commitment to making sure that all young people have an opportunity to join Scouting, regardless of their circumstances, neighborhood or ethnic background.

Page **2**

Scoutreach Strategies

- Create awareness of Scoutreach.
- Develop strategic support to ensure that emphasis is funded and pursued in the long term.
- Develop strategic partnerships with potential chartered organizations in the community.
- Develop stable units.

Page **3**

Order of the Arrow's Role

"Actively support council efforts to improve and extend Scoutreach and related programs"

2003-2007 OA Strategic Plan
"A Legacy of Servant Leadership"

Page **4**

OA Scoutreach Mentoring

Its purpose is to *identify and assist urban and rural Scout troops whose camping and advancement programs are below standard.*

The diagram shows two groups of people icons. On the left is a group of four people, and on the right is a group of five people. Two arrows point from each group towards a central point labeled "OA Scoutreach Mentoring". Above the left group is a circular logo with a torch, and above the right group is a circular logo with a globe.

Page **5**

Role of the Lodge

- Identify Units
- Develop Master Profile
- Recruit Mentors
- Match Mentors to Units
- Evaluate/Recognize

Page **6**

Quality Lodge Requirement 17

"The lodge created a plan to serve the OA Scoutreach Mentoring Program. The plan was approved by the Scout executive or the council Scoutreach committee and was included in the lodge annual report."

Page **7**

Mentor Responsibilities

- Complete Application
- Develop an Action Plan in conjunction with unit leader and unit commissioner
- Fulfill Commitment based on expectations defined in the Action Plan

Page **8**

Recognition

- Bronze Patch and Certificate – Complete first action plan
- Silver Patch and Certificate – Complete second action plan
- Gold Patch and Certificate – Complete third action plan

Page **9**

What Can I Do?

1. What can the lodge do to encourage Arrowmen to serve as OA Scoutreach Mentors?
2. How can the lodge increase awareness of Scoutreach and the OA Scoutreach Mentoring program in their council?
3. What can I do to promote this program and/or participate?

Page
10

Personal Commitment

Page
11

“He alone is worthy to wear the Arrow who will continue faithfully to serve his fellowman.”

Allowat Sakima

Page
12

APPENDIX: SOURCE MATERIAL AND REFERENCES

Order of the Arrow Handbook
#34996C, Revised 2002

Order of the Arrow Website - Scoutreach Summary
(<http://main.oa-bsa.org/programs/scoutreach/>)

Scoutreach Division Website
(<http://www.scoutreachbsa.org/>)

2000 National Order of the Arrow Conference Training Syllabus
L520 – Introduction to the Order of the Arrow Scoutreach Mentoring Program

2004 National Order of the Arrow Conference Training Syllabus
L425 – Scoutreach

**CONCLAVE TRAINING INITIATIVE
PARTICIPANT EVALUATION**



**ORDER OF THE ARROW
BOY SCOUTS OF AMERICA**

Participant: please fill out this evaluation form and return to the session trainer. Your feedback will help to improve future sessions for conclave training.

1. Name of Session:

2. I am a Youth _____ Adult _____

3. How would you rate this session overall?

Low _____ High

4. List two important things you have learned as a result of this session:

5. What did you enjoy most about the session?

6. What would you improve?

7. Rate the following:

Trainer: Low _____ High

Audio/Visual: Low _____ High

Handouts: Low _____ High

Content: Low _____ High

8. Suggestions for future Conclave Training topics:

9. Please provide any additional comments on back:

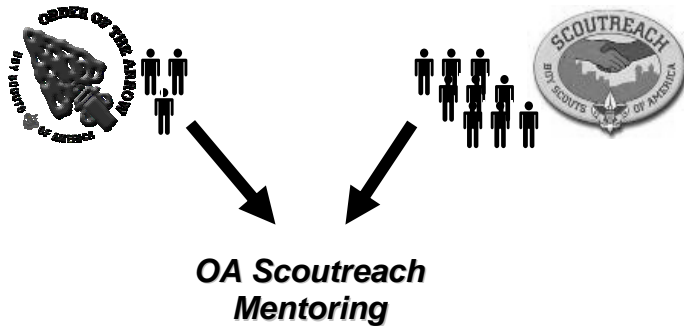
Section: _____ Conclave Date: ___/___/___ Conclave Location: _____



OA Scoutreach Mentoring Quick Reference Guide

What is Scoutreach?

The Scoutreach Division gives leadership and emphasis to urban and rural Scouting programs. Scoutreach is the BSA's commitment to making sure that all young people have an opportunity to join Scouting, regardless of their circumstances, neighborhood or ethnic background. Scoutreach's biggest asset in urban and rural neighborhoods is a well-defined program based on values, learning-by-doing, fun and positive role models.



What is OA Scoutreach Mentoring?

The Order of Arrow Scoutreach Mentoring Program is a joint effort of the national Scoutreach Division of the Boy Scouts of America and the Order of the Arrow.

Its purpose is to **identify and assist urban and rural Scout troops whose camping and advancement programs are below standard.**

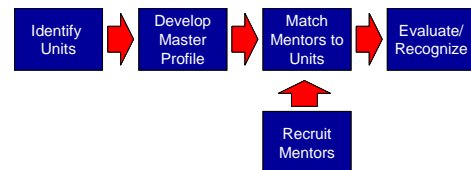
Mentor Responsibilities

- Complete OA Scoutreach Mentoring application and submit to the lodge committee responsible for the OA Scoutreach Mentoring program
- Develop an **Action Plan** in conjunction with the unit leader and unit commissioner
- Fulfill commitment based on expectations defined in the **Action Plan**



The Role of the Lodge

Utilize existing lodge service committee or establish OA Scoutreach Mentoring committee to perform the following:



Recognition



First Action Plan: Bronze border patch and certificate

Second Action Plan: Silver border patch and certificate

Third Action Plan: Gold border patch and certificate

My Personal Commitment